

31 December 2009

The fund is invested in the Standard Life Investments Corporate Bond Fund which aims to generate an income, before charges, above that available on UK Government bonds by investing mainly in Sterling denominated corporate bonds. The fund is actively managed by our investment team who may also invest a proportion of assets in other fixed interest securities (e.g. gilts) and/or money market instruments to try to take advantage of opportunities they have identified.

The value of investments within the fund can fall as well as rise and is not guaranteed – you may get back less than you pay in. The fund may use derivatives for the purposes of efficient portfolio management, reduction of risk or to meet its investment objective if this is permitted and appropriate. The sterling value of overseas assets held in the fund may rise and fall as a result of exchange rate fluctuations.

Life Investment Fund

Bond Fund

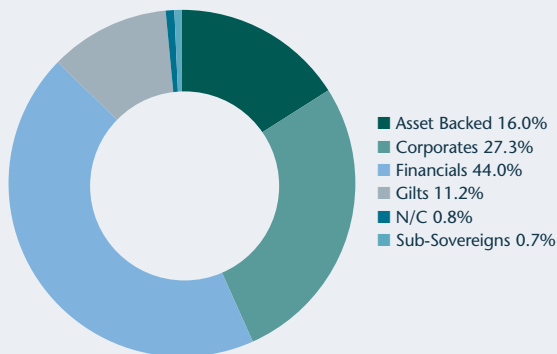
Quarterly

Fund Manager	Andrew Sutherland
Fund Manager Start	July 2004
Launch Date	July 2004
Current Fund Size	£50.7m
Fund Code	L8
Duration	7.3 years

This document is intended for use by individuals who are familiar with investment terminology. Please contact your financial adviser if you need an explanation of the terms used.

Fund Information

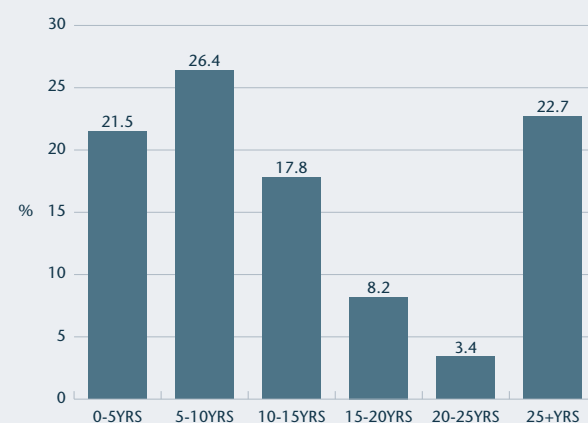
Composition of Portfolio by Sector



Composition of Portfolio by Credit Rating

Ratings Breakdown			
AAA	12.1	BBB	22.9
AA	22.5	BB	2.0
A	35.3	N/C	5.2

Composition of Portfolio by Maturity



Top Ten Holdings

Bonds	Fund (%)
UK (Govt of) 1.125% IL 2037	4.2
UK (Govt of) 4.25% 2046	3.3
Abu Dhabi Comm Bk 5.625% 2011	2.1
Land Securities 4.875% 2026	2.1
HSBC Bank 6.37% 2022	2.0
UK (Govt of) 1.25% IL 2017	2.0
Bayer AG 5.625% 2018	1.9
Societe Generale 5.4% MTN 2018	1.7
RBS 6.625 17/09/2008	1.7
E.ON Finance 6.75% 2039	1.6
Assets in top ten holdings	22.6

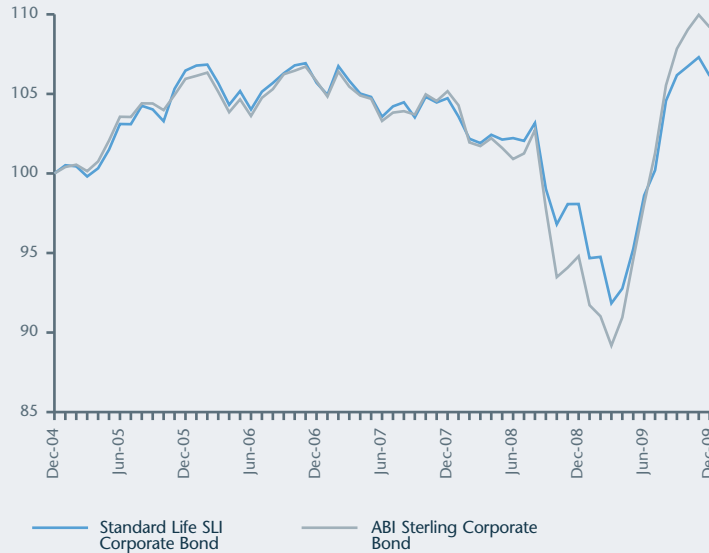
Fund Performance

Year on Year Performance

Source: Standard Life Investments (Fund) and Morningstar (Sector)

	Year to 31/12/2009 (%)	Year to 31/12/2008 (%)	Year to 31/12/2007 (%)	Year to 31/12/2006 (%)	Year to 31/12/2005 (%)
Standard Life SLI Corporate Bond	8.2	-6.3	-0.9	-0.7	6.5
ABI Sterling Corporate Bond	15.2	-9.9	-0.6	-0.1	6.0

Price Indexed



Figures quoted are calculated on a bid to bid basis over periods to 31 December 2009 with net income reinvested and are based on units which contain 1.30% AMC. For the relevant charges on your policy please refer to your policy documentation.

Source: Standard Life Investments (Fund) and Morningstar (Sector)

Cumulative Performance

Source: Standard Life Investments (Fund) and Morningstar (Sector)

	Q4 (%)	1 Year (%)	3 Years (%)	5 Years (%)
Standard Life SLI Corporate Bond	0.0	8.2	0.4	6.1
ABI Sterling Corporate Bond	1.3	15.2	3.2	9.2

Note: The information shown relates to the past. Past performance is not a guide to the future. The value of your investment can go down as well as up. For the relevant charges on your policy please refer to your policy documentation.

www.standardlife.com

Investment Market Line

If you would like more details on our funds and market views please call

0845 60 60 062

Call charges may vary